



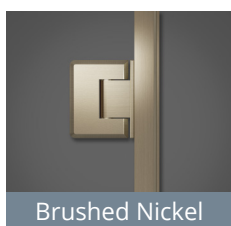
HMI
INNOVATORS IN GLASS

TRUFIT

Swing Shower Doors

When versatility is necessary, look to TruFit for a clean, classic solution. TruFit enclosures easily accommodate imperfect vertical surfaces – allowing you to create a contemporary, frameless design that's made to fit. TruFit enclosures can be installed on fiberglass showers, and feature reversible swing doors for ease of installation. TruFit is a brilliant go-to for both home bathroom renovations and hospitality retrofit projects.

Finish Options



Product Details

- ◆ Available width sizes: varies by series design
- ◆ Available height sizes: 72", 75" & 82"
(jamb is 7/16" taller than top of glass door)
- ◆ Glass thickness: 3/8" *SGCC Certified Safety Tempered Glass*
- ◆ Frameless glass shower enclosures easily accommodate imperfect surfaces.
- ◆ All door units are reversible, allowing left or right swing
- ◆ Available in standard, patterned & cast glass
- ◆ All door glass features pre-assembled hinges & hinge rails
- ◆ Heavy glass hinges and through-the-glass C-pull
- ◆ Self-centering hinges allows doors to swing in and out
- ◆ Add HMI Canvas - Digital In-Glass Printing
- ◆ Compatible with HMI - Vista™
- ◆ Add a Printed Privacy Shield with HMI Priva-Tech®
- ◆ Compatible with HMI's C.10 - glass surface protectant

Glass Options



Add a layer of invisible product protection for a **smarter, cleaner shower.**

HMI's C.10 Glass Protectant with EnduroShield® technology provides protection that repels stains, reducing cleaning time by 90% and eliminating the need for cleaning with harsh chemicals.

10 Year Warranty

HMI's Glass & Hardware is available exclusively through fine glass shops and glazing professionals throughout America.

HMIGLASS.COM

info@hmiglass.com

BOSTON (800) 767-5954
LOUISVILLE (800) 826-2577
TEXAS (877) 746-9371